



2010
Fourth
Quarter
Report
to the
Community



COMMITTED TO POLICING EXCELLENCE



Reduce Crime and Victimization



Fourth Quarter Overview

At the start of 2010, the EPS set a crime reduction target of four per cent. The year ended with several remarkable accomplishments in the area of crime reduction. Over a 12 month period, the EPS measured an unprecedented **18 per cent reduction** in crime. In other words, 5,700 fewer crimes were committed – and there were at least that many fewer victims of crime.

18%
reduction
in the eight crime indicators

Eight crime indicators:

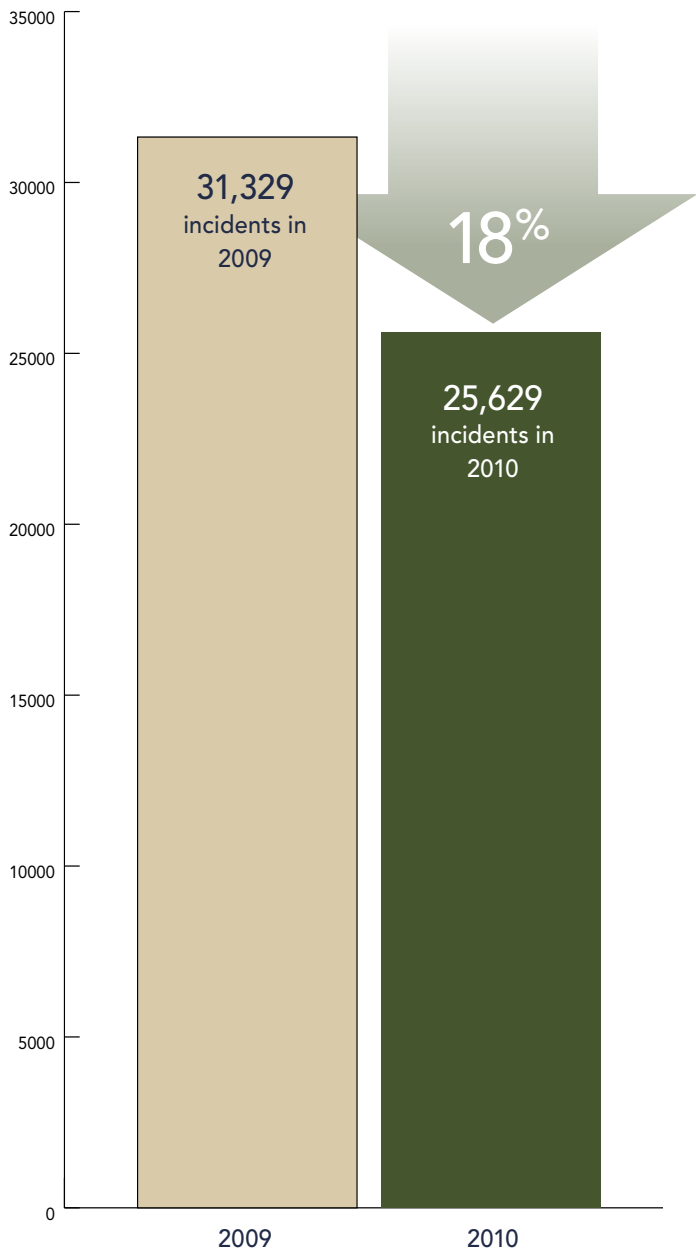
- ↓ Homicide
- ↓ Assault
- ↓ Robbery
- ↓ Sexual Assault
- ↓ Break and Enter
- ↓ Theft from Vehicle
- ↓ Theft of Vehicle
- ↓ Theft over \$5000

The EPS measures eight crime indicators on a daily basis. This crime data is used to identify trends, patterns and ‘hot spots’ of criminal activity. Police resources are then deployed to address emerging and enduring crime and disorder issues.

In 2010, seven of the eight key indicators saw reductions in criminal activity as compared to 2009. The one crime indicator that measured an increase in reported crime was sexual assault. Overall, violent crime decreased 8 per cent and property crime decreased 22 per cent in Edmonton.

Crime Indicators

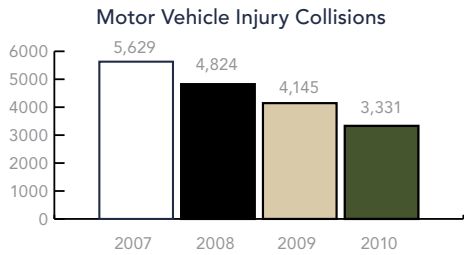
Overall crime in Edmonton from January 1 – December 31.



Traffic Initiatives Result in Fewer Injury Collisions

Year after year, Edmontonians identify traffic safety as their number one public safety concern. The EPS is currently involved in six initiatives aimed at reducing serious motor vehicle collisions, excessive speed violations and impaired driving offences.

Motor vehicle injury collisions on Edmonton streets have dropped 41 per cent between 2007 and 2010.



Highlights of EPS traffic safety initiatives include:

Heads Up Campaign



Whether you’re behind the wheel or travelling on foot, it is everyone’s responsibility to avoid distractions. The November 2010 ‘Heads Up’

campaign created awareness around pedestrian safety and asked both pedestrians and motorists to focus their full attention on getting to their destination safely. The campaign was developed in partnership by the EPS, the Office of Traffic Safety and City of Edmonton Peace Officers.

Speed Watch



‘Speed Watch’ is another EPS program run in partnership with the Office of Traffic Safety. Digital display boards are used with portable photo radar units to record and display the speed of passing vehicles. The visual display acts as a reminder and motivates motorists to slow down.

The Speed Watch program helps communities take action against unsafe motorists in their neighbourhood. Community volunteers place speed boards in school zones, around playgrounds, and other areas where speeding may be an issue.

Curb the Danger

‘Curb the Danger’ encourages citizens to report suspected impaired drivers by calling 9-1-1. In 2010, the EPS received 9,229 reports of impaired drivers and police officers intercepted 3,392 of these drivers. A total of 841 impaired drivers were charged.

Grey Cup Revellers Celebrate Safely

In November 2010, Edmonton was the proud host city to one of the most revered sporting events in Canada – the Grey Cup. Although it may appear all the action was taking place on the field, for almost two years EPS members were behind the scenes planning to make this a safe and successful event.

Insp. Darren Eastcott, his command team and 65 frontline police officers delivered an effective operational plan to ensure that fans enjoyed festivities in a safe environment during the five day celebration.

A Citizen-Centred Police Service



Don't Be That Guy Sexual Assault Prevention Campaign

Over the past year, sexual assaults have increased 33 per cent in Edmonton. Police identified a disturbing trend of alcohol-facilitated sexual assaults amongst 18–24 year olds, the vast majority of whom know their perpetrators. To counter this, the EPS partnered with Sexual Assault Voices of Edmonton (SAVE) and launched a new prevention campaign in November 2010.

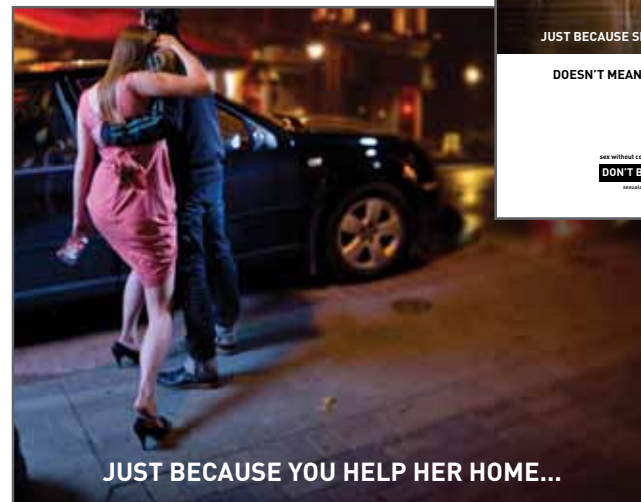


Supt. Danielle Campbell at the media launch of the 'Don't Be That Guy' campaign.

The 'DON'T BE THAT GUY' prevention campaign delivers a message that sex without consent is sexual assault.

"Most campaigns focus on the victim and how to prevent being sexually assaulted. This campaign focuses on the offenders," says Supt. Danielle Campbell, EPS Criminal Investigations Division.

Some young men have asked Supt. Campbell how they can tell if a woman who has been drinking can consent. Her response is simple, "If you have to ask, assume that she can't."



DOESN'T MEAN YOU GET TO HELP YOURSELF.

sex without consent = sexual assault
DON'T BE THAT GUY.
sexualassaultvoices.com

Top Dog Honours

EPS Const. Bart Lawczynski and Police Service Dog Flint took 'Top Dog' honours in the 2010 Canadian Police Canine Association Police Dog Trials in October. The competition in Prince Albert, Saskatchewan, involved 30 teams from 11 different police agencies across Canada.

Police dog and handler teams competed in tracking, obedience, compound search, evidence search, agility, building search, and protection over the four day competition. The 'Top Dog' award is determined by compiling the results from all events. Constable Lawczynski and Flint placed first in four of the seven profiles, in addition to earning overall 'Top Dog'.



Suspects Arrested by Storm

In December 2010, an ETS bus driver was assaulted and a bus window was smashed by two suspects. Police Service Dog Storm proved how proficient the EPS Canine Unit is at tracking a suspect and assisting with an arrest.

Const. Adam Segin deployed Storm who tracked the two suspects from the bus to a gas station, where witnesses saw the suspects leave in a cab. An interview with the cab company revealed another location where the suspects had fled from the cab without paying for the ride. Constable Segin attended that location and re-deployed Storm who tracked the suspects to a residence where they were both arrested.

Miracle on 82 Street

Despite community efforts to rejuvenate the apartment building at 12035-82 Street, undesirable activity taking place in the alley continued to be a problem for residents.

In December 2010, City of Edmonton staff, residents, local agencies, and businesses collaborated to transform the troublesome alleyway into a festive community gathering place.

Instead of installing flood lights, the working group approached local businesses to donate outdoor holiday lights. Kingsway Canadian Tire and City Lumber each contributed \$1,000 towards the purchase of lights for the alley, CLG Displays provided the lights at a reduced cost and Great Canadian Roofing donated staff time and a bucket truck to get the job done.

EPS, city staff, community volunteers, and supporters from local agencies and businesses assisted with putting up the lights. Afterwards, they celebrated with bannock and marshmallow roasting, free drinks donated by a local Mac's convenience store, and music by CommUnity Drumming.

This is the first of a series of projects being developed to address concerns about illegal and negative activity in the area. To collaborate on long-term solutions, the Neighbourhood Empowerment Team has partnered with Alberta Health Services, Arts on the Ave, Catholic Social Services, Edmonton Arts Council, and Homeward Trust.

A Model of Efficiency and Effectiveness

Homicide Clearance Rates Reflect Commitment, Perseverance

A combination of team work and good fortune resulted in 81 per cent of homicides committed in 2010 being solved before the end of the year.

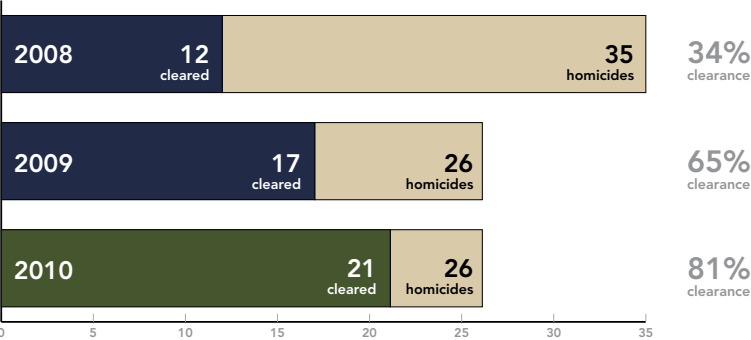
“All homicide investigations are treated equally. We use the same investigative techniques and pursue all leads. Sometimes we get lucky, witnesses come forward, new evidence is identified through investigation, and the suspect is caught quickly,” said Homicide Staff Sgt. Lorne Pubantz. “2010 was one of those years.”

Success in solving homicides is the result of outstanding team work that includes thorough investigative and detective work carried out by Patrol Divisions and Specialized Investigation Units. The great work,

led by Homicide Section detectives, has resulted in steady clearance rate increases for the past three years.

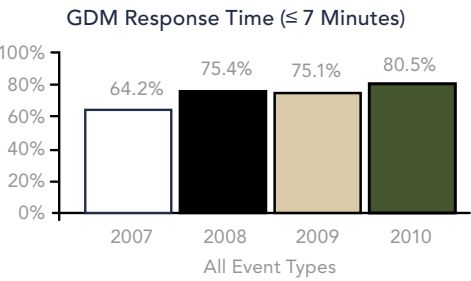
In November 2010, an extremely involved investigation by EPS Homicide Detectives and Specialized Investigation units resulted in a dozen charges being laid against six people in relation to the homicides of Jesse James and Emmanuel Amoah. This was an unprecedented investigation that utilized up to 60 police officers during the course of the two-month investigation.

A number of homicide files from the past three years remain open and their status may change as new intelligence is garnered.



The EPS considers a file to be cleared when a suspect is charged, a warrant is issued for arrest, if the suspect dies prior to their eventual arrest, or if the homicide is found to be non-culpable.

Priority-One Response Arrives On Time



A priority-one call means that a person is at immediate risk of harm. Our goal is to have police arrive safely to emergency, priority-one calls within seven minutes at least 80 per cent of the time. In 2010, the EPS met this goal and responded to priority-one calls within seven minutes 80.5 per cent of the time.

Response times have steadily improved as a result of the focused efforts of patrol constables, on-street supervisors and call dispatchers. Ultimately, the EPS succeeded in meeting its 2010 target by dispatching priority one calls in a timely manner, ensuring that patrol members are equitably dispersed throughout the city and maintaining appropriate staffing levels at all times.

Appendices

EPS Staff Complement

SWORN, NON-SWORN AND RECRUITS


STAFF	2010 AUTHORIZED FTEs	2010 FTEs AT DEC. 31/10	VACANCIES (OVERSTRENGTH)
SWORN	1,551.0	1,520.5	30.5
RECRUITS		22.0	(22.0)
NON-SWORN	575.5	575.0	0.5
FULL COMPLEMENT	2,126.5	2,117.5	9.0

The authorized FTE's represent 2,143.5 authorized positions in 2010

Financials

BUDGET VARIANCE by Major Category of Revenues & Expenditures For the Period Ending November 30, 2010 (\$000's)

	2010 YEAR TO DATE			
	Budget	Actual	Var	%
REVENUE				
Traffic Safety Act	\$10,772	\$10,543	\$(229)	-2.1%
Transfer to COE General Revenues	-	-	-	-
Provincial Grants	22,144	22,156	12	0.1%
Other	20,769	24,055	3,286	15.8%
Total Revenue	53,685	56,754	3,069	5.7%
EXPENDITURES				
PERSONNEL				
Salary and benefits	202,255	203,195	(940)	-0.5%
EPS Overtime	7,689	7,397	292	3.8%
External Overtime	-	1,040	(1,040)	
	209,944	211,632	(1,688)	-0.8%
NON-PERSONNEL				
Furniture, equipment, IT, materials and supplies	8,702	8,692	10	0.1%
Contracts and services	14,917	13,089	1,828	12.3%
Vehicles	5,092	5,811	(719)	-14.1%
Facilities	12,695	11,293	1,402	11.0%
Legal fees/settlements	1,934	1,881	53	2.7%
Other	2,583	1,953	630	24.4%
	45,922	42,719	3,203	7.0%
Total Expenditures	255,866	254,351	1,515	0.6%
Net Position	\$202,181	\$197,597	\$4,584	2.3%



Front Cover: Constable Paul Branco joined other downtown beat officers in a friendly game of hockey at the 2nd annual McCauley Cup held at the McCauley community rink in December 2010. All youth that played in the game received hot chocolate, hot dogs, and a gift.