

Alliance to End Homelessness



REPORT CARD ON ENDING HOMELESSNESS IN OTTAWA JAN TO DEC 2010

The Alliance to End Homelessness Ottawa established targets in 2009 that would be needed to end homelessness in our community by 2020 with the help of the Federal, Provincial and Municipal governments.

TARGETED SPENDING WILL MAKE A DIFFERENCE!

Is our community on target as of December 2010?

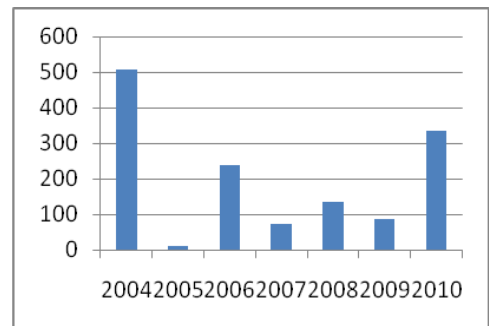
NOT YET



In 2010, 55 people moved to The Oaks, new housing for those needing intensive supports.

TARGETS	2009	INDICATOR	2010	GRADE
<p>1. REDUCE NUMBER OF PEOPLE IN EMERGENCY SHELTER</p> <p>Annual target: 500 fewer people a year. (By 2020: only 2000 people homeless¹.)</p>	7,184	<p>PEOPLE (Total Individuals)</p> <p>SUBGROUPS²</p> <p>Family Units Children³ Youth Single Women Single Men</p>	<p>7,156</p> <p>832 1,408 512 1,099 3,393</p>	C
<p>2. SHORTER SHELTER STAYS</p> <p>Annual target: a 3 day reduction in average stay. (By 2020: reduced to 30 day stay.)</p>	59	<p>DAYS STAYED (Average)</p> <p>Family Units Youth Single Women Single Men</p>	<p>62</p> <p>72 days 31 days 49 days 59 days</p>	D-
<p>3. CREATE HOUSING THAT'S AFFORDABLE</p> <p>Annual target: 1000 new built units and/or rent supplements. (By 2020: 10,000 new units & 4,000 on the social housing wait list.)</p>	88	<p>NEW AFFORDABLE UNITS</p>	334	C+
<p>4. HOUSING IS MORE AFFORDABLE</p> <p>Annual target: movement toward 30% income on rent for a bachelor apartment for a single person on low income. (By 2020: no more than 30% of income is spent on housing.)</p>	45% 118% 66%	<p>HOUSING IS AFFORDABLE (Percent Income to Pay Rent)</p> <p>Minimum Wage Ontario Works Ontario Disability Support Program</p>	<p>44% 121% 69%</p>	F

At last – a solid increase in new affordable housing!



All governments need to invest more

- Appropriate investment in affordable housing, like the federal / provincial stimulus dollars, helps our community reach annual targets.
- The 2010 numbers are daunting, but hope is in the air. Our community can become inclusive and ensure everyone has an appropriate home by 2020.

On the municipal level

- ✓ The 2011 city budget included \$14 Million in new funds for homelessness and poverty reduction!

¹ Emergencies like fire, family breakdown, illness, etc. will continue to displace some people temporarily.

² Totals in each group are based on use of emergency shelters by different individuals or families. A small number of individuals may be represented in more than one subgroup because of changes in age or family status over the course of the year.

³ Dependents 18 & under.

DATA CENTREFOLD – on pgs 8 & 9 – see all the numbers behind the grades

Download the full Report Card in English or French at www.endhomelessnessottawa.ca

IN THIS REPORT CARD

On page

1. On target to end homelessness?
2. How we see it
3. Parliament and housing
4. Queen's Park, housing and homelessness
5. In the City of Ottawa
6. A portrait of shelter use in Ottawa
7. Calgary's Plan to End Homelessness
8. DATA CENTREFOLD: perspective, housing & affordability
9. DATA CENTREFOLD: shelter use, length of stay plus 7-Year Trend
10. What is Canada's hidden emergency?
11. Deprivation in Ottawa. *Try Ontario's Deprivation Index*
12. Deprived, not hopeless – neighbourhood perspective
13. Place matters: photovoice in Ottawa
14. / 15. New housing in 2010!
16. *Psst... Can I ask you a favour?*

Report Card Data Sources

Canada Mortgage and Housing Corporation

City of Ottawa, including the *Homeless Individuals and Families Information System*, HIFIS3, Aggregate Database (shelter use data has been revised to correspond to new methodology)

Province of Ontario

Social Housing Registry of Ottawa

Statistics Canada

HOW WE SEE IT

A message to the community

The community faced challenges in meeting 2010 targets to end homelessness by 2020. Clearly, the Federal and Provincial governments need to do much more, not less. Targeted spending will make a difference! That's why we very much welcome the new direction from City Hall under the leadership of Mayor Watson as embodied in the 2011 budget. It includes \$10M for the Housing and Poverty Initiative to address homelessness and poverty, and \$4M for capital investment in housing.

Marion Wright, Chair
The Alliance to End Homelessness

POSITIVE IN 2010

- Thanks to housing, shelter and service providers and federal, provincial and municipal funding, some 334 new additional affordable units were added in 2010. These included:
 - Beaver Barracks – 160 units in Phase I
 - The Oaks – supportive housing for 55 people
- The average stay of youth in shelters is close to the target adopted last year – 30 days

NEUTRAL IN 2010

- The Federal Government renewed its homelessness funding to 2014 but with no increase since 1999

NEGATIVE IN 2010

- No plans to increase amount of affordable housing in Ontario's new Affordable Housing Strategy
- No National Housing Strategy
 - The average stay in shelters continues to rise – 72 days on average for families
- Housing affordability did not improve for OW and ODSP Recipients

What is homelessness?

- Living on the street
- Staying overnight in temporary shelters
- Staying in places not meant for human habitation
- Moving continuously among temporary housing arrangements provided by strangers, friends or family (“couch surfing”).

Who is at risk of becoming homeless? Families and individuals can lose their housing for any number of reasons: losing a job, having an income too low to stay in suitable housing, fleeing abuse. Some are at risk because of mental illness or substance use problems. Others lack the life skills or ability to live on their own.

The Alliance to End Homelessness, a non-partisan group, produces this annual Report Card to track our community's progress in meeting targets to end homelessness.

MEMBER ORGANIZATIONS

Action-Logement / Action-Housing
Boys and Girls Club of Ottawa
Bronson Centre
Bruce House
Canadian Mental Health Association, Ottawa Branch
Canadian Red Cross
Carlington Community and Health Services
Catholic Immigration Centre
Causeway Work Centre
Centre 454
Centre 507 Drop-In
Centre Espoir Sophie
Centre for Research on Educational and Community Services, University of Ottawa
Centretown Citizens Ottawa Corporation
Centretown Community Health Centre
Christmas Exchange of Ottawa
City of Ottawa, Housing Services Branch
Cooperative Housing Assoc. Eastern Ontario
Cornerstone Housing for Women
Daybreak Non-Profit Shelter
Debra Dynes Family House
Elizabeth Fry Society
Emily Murphy Non-Profit Housing
Family Services Ottawa
First Baptist Church
Good Day Workshop
Harvest House Ministries
Horizons Renaissance Inc.
Housing Help
Jewish Family Services
John Howard Society of Ottawa
Knights of Columbus St. George Council
Ministry of Community & Social Services, Eastern Region Office
Minwaashin Lodge/Oshki Kizis Healing Lodge
Montfort Renaissance
Multifaith Housing Initiative
Nelson House of Ottawa-Carleton
Nepean, Rideau, Osgoode Community Resource Centre
Nursing Students of Ontario
Oasis Program at Sandy Hill Community Health Centre
Odawa Native Friendship Centre
Ontario Association of Social Workers, Eastern Branch
Ontario Public Interest Research Group, Carleton University
Operation Come Home
Options Bytown Non-Profit Housing Corporation
Ottawa Action on Poverty/Action Pauvrete
Ottawa Community Immigrant Services Organization
Ottawa East Churches for Affordable Housing
Ottawa Inner City Health Inc.
Ottawa Inner City Ministries
Ottawa Pastoral Counselling Centre
Ottawa Salus Corporation
Pincrest-Queensway Community Health Centre
Pinganodin Lodge Inc
Psychiatric Survivors of Ottawa
Royal Ottawa Mental Health Centre
Salvation Army Booth Centre
Sandy Hill Community Health Centre
Shepherds of Good Hope
Social Planning Council of Ottawa
Somali Center for Youth, Women & Community Development
Somerset West Community Health Centre
South-East Ottawa Community Health Centre
St. Joe's Women's Centre
Stewart and Associates
The Ottawa Food Bank
The Ottawa Mission
The Well/La Source
Tungasuvvingat Inuit
United Way/Centraide Ottawa
Wabano Centre for Aboriginal Health
West End Legal Services
Western Ottawa Community Resource Centre
YMCA-YWCA, National Capital Region
Youth Services Bureau of Ottawa
Youville Centre

Parliament and housing

1. Our country and our community need a well-funded NATIONAL HOUSING STRATEGY

- Spend 2 billion dollars a year to construct new social housing units
- Protect the 600,000 existing social housing units across Canada
- Reinvest money from expiring social housing operating agreements
- Increase the annual funding for the Homelessness Partnering Strategy

2. Stop the federal move in 2011 to abandon homeless people and those on low incomes

- **REVERSE THE 39% CUT** in the national housing agency spending (Canada Mortgage and Housing Corporation: 3.1 billion in 2010 to \$1.9 billion in 2011)
- **REVERSE THE 11% CUT** in Canada's Homelessness Partnering Strategy (\$124 million in 2010 cut to \$110 million in 2011)

CLOCK'S TICKING

It's time to increase the federal role in meeting Canadian housing needs!




Photo: David Vincent

Let politicians know YOU vote for housing!

And let them know you want more projects like these examples below. They end homelessness!

Cornerstone's new building construction is near completion



Photo: David Vincent

42 New Supportive Housing Units for Women

Building is underway with funding collaboration in 2010

Cornerstone/Le Piliier provides shelter and housing for homeless women in Ottawa. Cornerstone is realizing a 7 year plan to build more affordable housing and most of the funding came together in 2010.

The new building at 314 Booth Street will house 20 senior women and 22 younger women, all of whom will have access to the support services they need to live a life of dignity and hope.

Cornerstone is an excellent example of what funding collaboration can do in Ottawa –

- ✓ Cornerstone/Le Piliier & many community donors
- ✓ Ottawa Inner City Health Inc. and Somerset West Community Health Centre
- ✓ Government funds: \$2.1M Federal Homelessness Partnering Strategy; \$6.3M, 50% Canada-Ontario Affordable Housing Program; and rebates and waivers from the City of Ottawa.

Housing Loss Prevention Services

The struggle to stay housed

Agencies in Ottawa collaborate to ensure residents have supports to prevent them from becoming homeless. Those receiving supports include individuals and families who are immigrants, refugees, Aboriginal, youth, people with low income, victims of violence, seniors, people with physical or mental health disabilities.

Housing workers work with residents, landlords and other service providers to address issues that put people at risk of losing their housing.

In Ottawa, 8,275 households were assisted in their struggle to stay housed in 2010. The Federal Homelessness Partnering Strategy helped these families by providing \$1,515,467 in funding.



Photo: David Vincent

At the Youth Services Bureau, the *Housing Plus* program receives funds from the Federal Homelessness Partnering Strategy to help youth with housing issues

Queen's Park, housing and homelessness



THE PROVINCE CAN MAKE A DIFFERENCE

For instance:

- ☑ A new program combines housing – up to 112 rent supplements funded by the Ministry of Health and Long term Care – with community-based treatment and intensive case management services funded by the Champlain LHIN for people struggling with complex and problematic substance use and other health issues in Ottawa. *The program is a partnership between Canadian Mental Health Association Ottawa Branch and Sandy Hill Community Health Centre.*
- ☑ 2010 saw the Ontario Government bring in the first Long-term Affordable Housing Strategy. Excellent news, now let's give it some teeth!

SOME "TEETH"

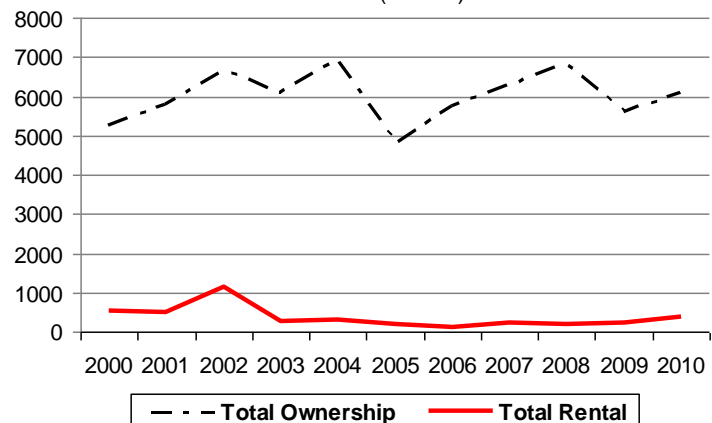
Our province and our community need more in Ontario's first Long-term Affordable Housing Strategy

1. **Put new money for affordable housing in each provincial budget.** Focus on housing that people on low incomes can afford. Make a significant down-payment on a 10-year affordable housing strategy with funds for 8,000 - 10,000 new units of affordable housing, responding to locally determined needs.
2. **Continue the 2009-2010 Affordable Housing Program.** Remember to fund the maintenance and repair existing affordable homes.
3. **Line up investments from other Ministries** – the Ministry of Health and Long-Term Care and the Ministry of Community and Social Services – to provide supports needed by some homeless people. Make sure funds for supports are available as housing is developed.
4. **Invest in an Ontario Housing Benefit,** a monthly benefit to make existing rental housing more affordable to low-income Ontarians by reducing the gap between high rents and tenant incomes. *Read about the Ontario Housing Benefit: http://www.dailybread.ca/PDFS/03_LearningCentre_/Publications/Housing_Benefit_for_Ontario_Final.pdf*
5. **Amend Ontario's Planning Act** so communities can require the inclusion of housing at prices lower income households can afford in the development and redevelopment of land.

MONITORING THE IMPACT OF PROVINCIAL HOUSING POLICY IN OUR COMMUNITY

- **334 new affordable units created in 2010**
 - Using provincial, federal and municipal dollars in **one-time stimulus spending**
 - Only 88 new affordable units were developed in 2009
- **6,446 housing starts in 2010**
 - **BUT only 362 were starts for rental housing** at a range of market rents
- **34% of Ottawa dwellings are rental units**

OTTAWA'S HOUSING STARTS
of Ownership Units and # of Rental Units
2000-2010 (CMHC)



IN THE CITY OF OTTAWA

MUNICIPAL INVESTING makes a difference



Yes! AN OTTAWA POVERTY REDUCTION STRATEGY

PASSED IN 2010
BY CITY COUNCIL

Ontario's Disability Support Program – The ODSP Application Support Program

The City of Ottawa expanded the program to three support workers as part of its Poverty Reduction Strategy.

THE RESULT?

Centre 454 helped 349 individuals with disabilities and families in 2010 with the difficult ODSP application process. A 2009 report showed the program's success rate was 86.7%.

Every dollar invested by the city puts up to 6 dollars in people's pockets...and in our local economy!

"I can now have a place of my own; somewhere safe [where] I will have my children come and visit."

"I have found a place after living in the shelter for 3 years. I will be moving in this weekend and can't wait to be able to sleep in."

"I would have had to go on the street because there's not that much affordable housing right now. And my mobility is limited so I can't live in a place where I have to go up and down stairs. ODSP allows more choice. And ODSP allows me a bus pass, oh my goodness, it's great!"

"I don't have to beg for bus tickets anymore. I have a clean apartment and food in the cupboards."

A single person receives \$592 monthly on OW. On ODSP, it's \$1053 monthly, 78% more than on OW!

**AN ALLIANCE TO END HOMELESSNESS
MESSAGE TO OTTAWA COUNCIL:**

1. **Keep and add to** the current programs and services for people in Ottawa who are homeless or who live on very low incomes and are at risk of becoming homeless.
2. **Invest more** in affordable housing and in supportive housing.

POSITIVE IN 2010

302 NEW UNITS CREATED IN 2010!

AFTER 88 IN 2009 – THE CITY OF OTTAWA (HOUSING SERVICE MANAGER) AND THE COMMUNITY CREATED THESE UNITS WITH FUNDING FROM THE CITY, PROVINCIAL AND FEDERAL GOVERNMENTS

- 160 UNITS BEAVER BARRACKS PHASE 1 (CENTRETOWN CITIZENS OTTAWA CORPORATION-CCOC)
- 55 UNITS THE OAKS (SHEPHERDS OF GOOD HOPE)
- 36 UNITS HOLLAND AVE (MISSION/HOLLAND PROPERTIES)
- 29 UNITS PRIMROSE AVENUE (CCOC)
- 27 UNITS BLAKE BLVD ACQUIRED (MULTIFAITH HOUSING)
- 16 UNITS VIELLE-CASERNE PVT (CUMBERLAND HOUSING CORPORATION)
- 6 UNITS PRESLAND ROAD (OTTAWA COMMUNITY IMMIGRANT SERVICES ORGANIZATION)
- 2 UNITS TULIP CRESCENT (HABITAT FOR HUMANITY)

2,136 HOUSEHOLDS MOVED FROM EMERGENCY SHELTER TO PERMANENT HOUSING

PLUS 421 HOUSEHOLDS MOVED FROM THE STREET TO EMERGENCY SHELTER
PLUS 162 HOUSEHOLDS MOVED FROM THE STREET TO PERMANENT HOUSING

21,557 HELPED WITH HOUSING SERVICES

HOUSEHOLDS (SINGLE PERSON OR COUPLE OR FAMILY) HELPED IN 2010 WITH HOUSING-LOSS PREVENTION AND HOUSING SEARCH AND STABILIZATION SERVICES

179 ADDITIONAL PEOPLE HAVE RECEIVED SUPPORTS TO BE SUCCESSFULLY HOUSED

PROGRAMS: SUPPORTS FOR SOCIAL HOUSING, THE OAKS AND THE HOUSING RESPONSE TEAM

\$47M SOCIAL HOUSING REPAIR & RETROFIT

REPAIR AND RETROFIT STARTED IN MARCH 2010.
\$6 MILLION RENEWABLE ENERGY INITIATIVE STARTED SUMMER 2010

NEGATIVE IN 2010

10,502 HOUSEHOLDS REMAIN ON THE SOCIAL HOUSING REGISTRY

- 4,464 NEW APPLICATIONS
- 1,752 HOUSEHOLDS WERE HOUSED

7,156 HOMELESS PEOPLE IN 2010

832 FAMILIES – 1,408 DEPENDENT CHILDREN
512 YOUTH – 1,099 WOMEN – 3,393 MEN

62 DAYS AVERAGE SHELTER STAY BEFORE FINDING HOUSING IN 2010

72 (DAYS) FAMILY STAY – 72 (DAYS) DEPENDENT CHILDREN STAY
31 (DAYS) YOUTH STAY – 49 (DAYS) WOMEN STAY – 59 (DAYS) MEN STAY

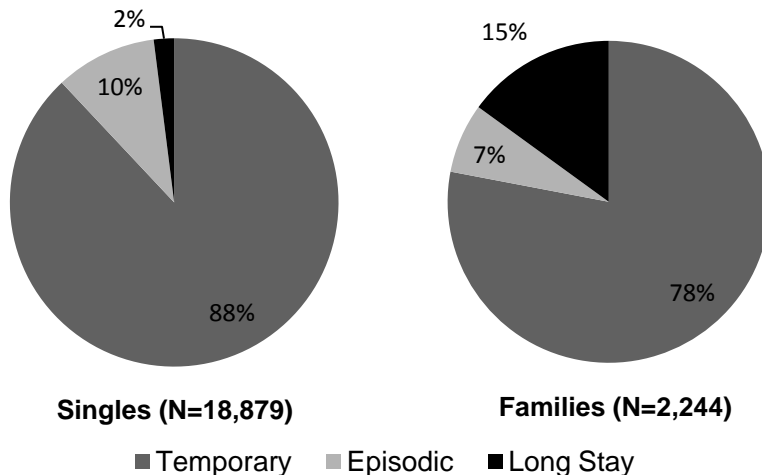
A portrait of emergency shelter use in Ottawa

TEMPORARY ASSISTANCE OR LONG TERM HOUSING?

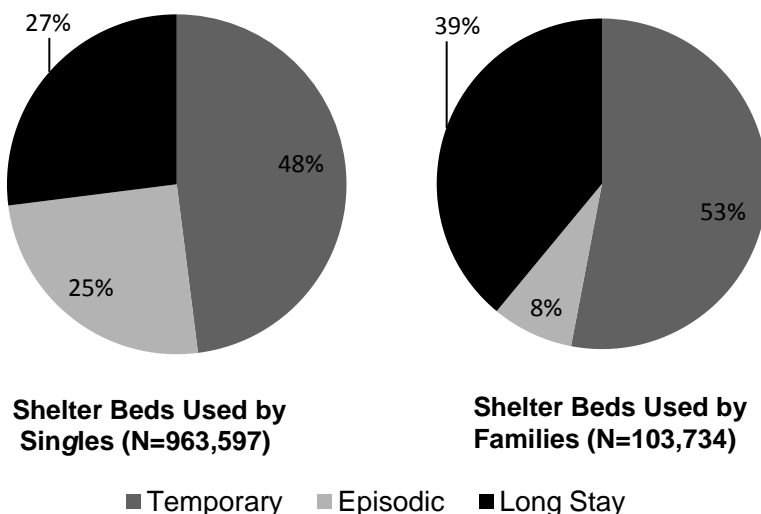
*How are people using emergency shelters and what does it mean?**

- ❖ Shelter users are a diverse group that require more than a “one size fits all” solution. ❖
 - Temporary groups need **short-term assistance to search for and move into housing**
 - **Episodic** and **long stay** groups need **assistance in finding housing and support** of a sustainable nature
 - Support targeted at **episodic** and **long stay** groups are likely to have the largest impact on reducing shelter **utilization**

Who are Ottawa’s emergency shelter users?



How do the groups relate to the beds occupied?



- ❖ **Temporary Users** – enter the shelter system for one stay and for short periods.
- ❖ **Episodic Users** – use shelters frequently with varying lengths of stay.
- ❖ **Long Stay Users** – use shelters as long-term housing.
- ❖ Although **episodic** and **long stay** groups are smaller in numbers, they are very **heavy shelter bed users**.
- ❖ This indicates that **emergency shelters** are being used in some cases as long-term housing “solutions”.

* Results from this research were presented at the Community Forum on Homelessness of the Alliance to End Homelessness in November 2010 by Tim Aubry, Susan Farrell, Stephen Hwang, and Melissa Calhoun, members of the Research Alliance for Canadian Homelessness, Housing, and Health (REACH3)¹.

The team collected shelter use data from 2004 to 2008, across three Ontario cities (Ottawa, Toronto and Guelph).

Presented here are the key data highlights and implications from the Ottawa site.

¹REACH3 is funded by the Canadian Institutes of Health Research.

Calgary's Plan to End Homelessness

They're doing it . . . SO CAN WE!

Last year, the Alliance to End Homelessness released its vision to end homelessness within 10 years using specific targets.

In this scenario, temporary homelessness arising from emergencies could be swiftly resolved and secure accommodation quickly restored.

The Alliance also detailed the efforts needed to achieve this vision at an estimated cost well below \$2 billion. This is in line with other Ottawa projects, and, like rapid transit, the cost would be shared with other levels of government.

While we are still working to persuade some people in Ottawa to commit to this vision, the City of Calgary – comparable in size – and the *Calgary Homeless Foundation* have already made this commitment and begun the journey.

Launched in 2007, Calgary's Plan to End Homelessness committed to –

- Move 1,200 chronically homeless and near-chronically homeless people into housing with support within seven years.
- Acquire 114 acres of land for affordable housing, supportive housing and treatment capacity
- Develop 11,250 new units of affordable housing including 1,200 supportive housing units and treatment beds. By involving the private sector, keep the average public sector cost of this new housing to less than \$60,000 per unit.
 - ⇒ Leverage public & private sector involvement to build 3,750 new affordable home ownership units.
 - ⇒ Create 2,000 new secondary suites.
 - ⇒ Create 2,500 new affordable rental opportunities with the private, public and non-profit sectors.
 - ⇒ Encourage development of 1,000 affordable multi-residential rental opportunities with density 'bonusing', inclusionary zoning and tax incentives.
 - ⇒ Create 800 new single resident occupancy and student housing units.

Calgary updated its 10 Year Plan in 2010.

Alberta remains the only province with a 10-Year Plan to end homelessness.

More at www.calgaryhomeless.com



CALGARY'S PROGRESS IN PHASE 1 (2008-2010)

- Over 2,000 people received housing and support.
- 275 families were re-housed, including those fleeing domestic violence or participating in two new prevention programs.
- More affordable housing was funded in two years than in the previous decade (3,000+ units).**
- Housing First is having an impact, with programs in 7 of 9 Community Action Committee sectors.
- Housing programs are in place or in development in 6 of 8 Housing and Urban Affairs funded shelters.
- Agency collaboration has improved with coordinated intake/re-housing.

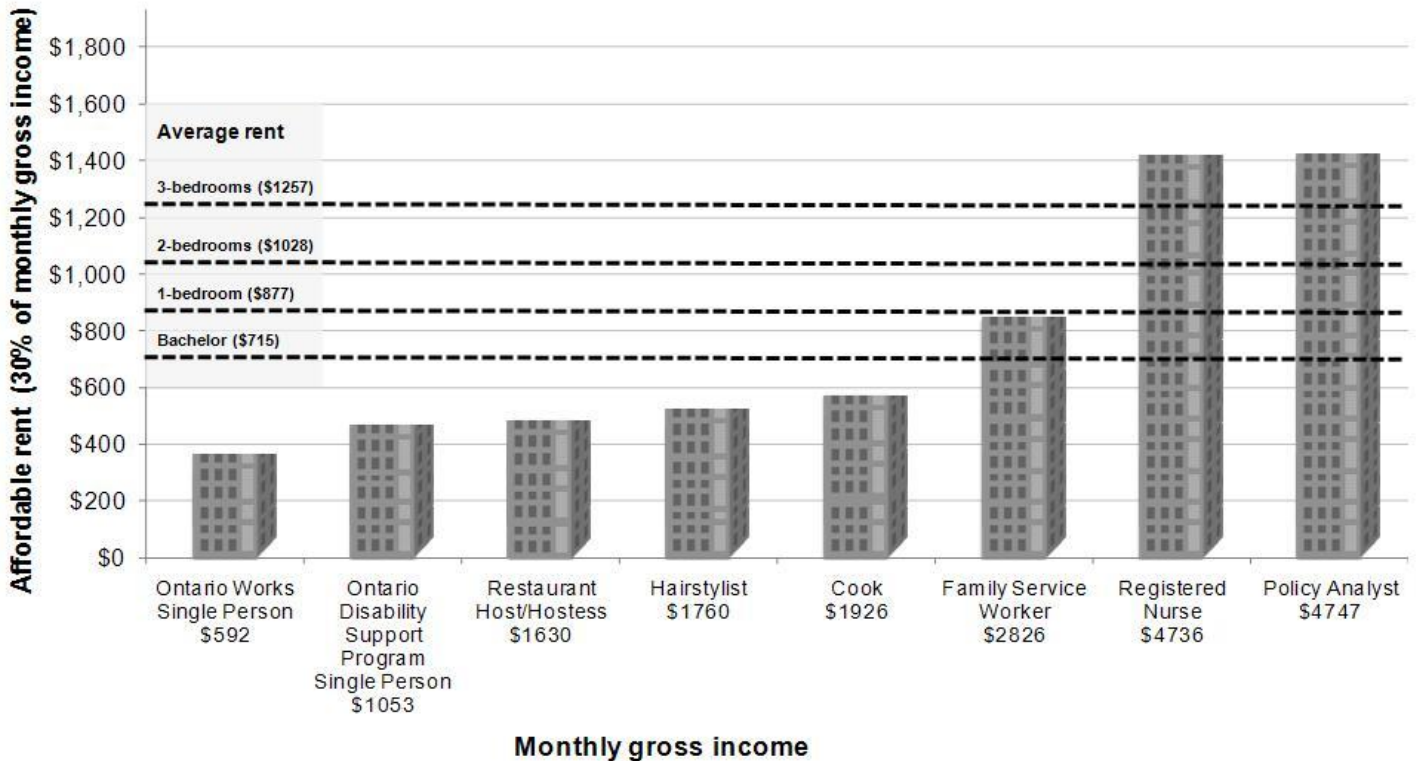
DATA CENTREFOLD ~ Perspective, housing & affordability,

CREATION OF NEW AFFORDABLE HOUSING			
2010 TARGET: 1000 NEW UNITS	2009	2010	C plus
AFFORDABLE HOUSING UNITS - 22,400 social housing units and rent supplements prior 1995 <i>* includes 74 new supportive housing places for a total 1,263</i>	1,055	1,389	+ 334* new units created
RENT SUPPLEMENTS (City of Ottawa & CMHA)	3,200	3,200	
WAITING LIST FOR SOCIAL HOUSING (households)	10,235	10,502	+ 267
RENTAL VACANCY RATE (Housing Market Indicator)	1.5%	1.6%	
AVERAGE RENT bachelor apartment (Housing Market Indicator)	\$688	\$715	+ \$22

AFFORDABILITY (Income/Rent)			
2010 TARGET: NO MORE THAN 30% OF INCOME ON RENT	2009	2010	F
Percent of income needed to cover 2010 average rent for bachelor apartment			
MINIMUM WAGE (hourly)	\$9.50	\$10.25 (+\$0.75)	44%
ONTARIO WORKS for a Single person	\$585	\$592 (+\$7)	121%
DISABILITY ASSISTANCE for a Single Person (ODSP)	\$1,042	\$1,053 (+\$11)	69%
# OF ONTARIO WORKS CASES (monthly average)	14, 818	15,563	+ 745 (up 5%)
CONSUMER PRICE INDEX INCREASE	1.2%	3.5%	

RENT & INCOME: Challenges for many Ottawa residents

Canada's affordability standard is to spend less than 30% on housing



and shelter use & length of stay, plus the 7-YEAR TREND

REDUCING EMERGENCY SHELTER USERS			
2010 TARGET: 500 FEWER	2009	2010	C
TOTAL # OF INDIVIDUALS ¹	7,184	7,156	28 fewer
# TIMES SHELTER BEDS WERE USED	426,746	447,181	+ 20,435
TOTAL NUMBER IN DIFFERENT DEMOGRAPHIC SUBGROUPS ²			
Single Men	3,472	3,393	- 79
Single Women	1,091	1,099	+ 8
Youth	453	512	+ 49
Families	823	832	+ 11
Children (dependents under 18)	1,413	1,408	- 5

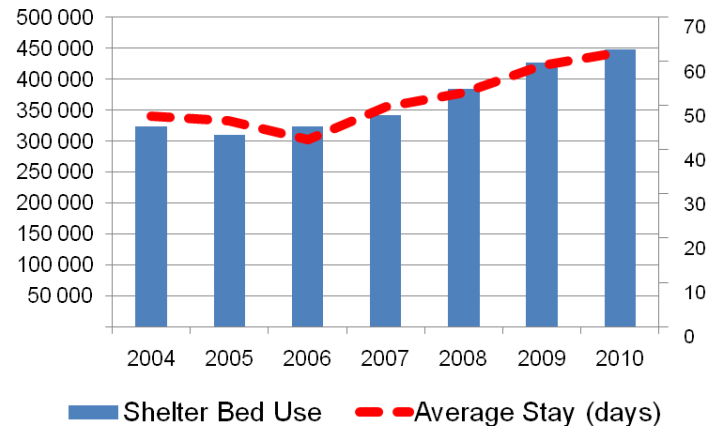
¹ Total number of different individuals using shelters.

² Totals in each group are based on use of emergency shelters by different individuals or families. A small number of individuals may be represented in more than one subgroup because of changes in age or family status over the course of the year.

SHORTER SHELTER STAYS			
2010 TARGET: 3 DAYS LESS	2009	2010	D minus
AVERAGE STAY (days)	59	62	3 days longer
STAYS IN DEMOGRAPHIC SUBGROUPS			
Single Men	58	59	1 day longer
Single Women	47	49	2 days longer
Youth	34	31	3 days less
Families	63	72	9 days longer

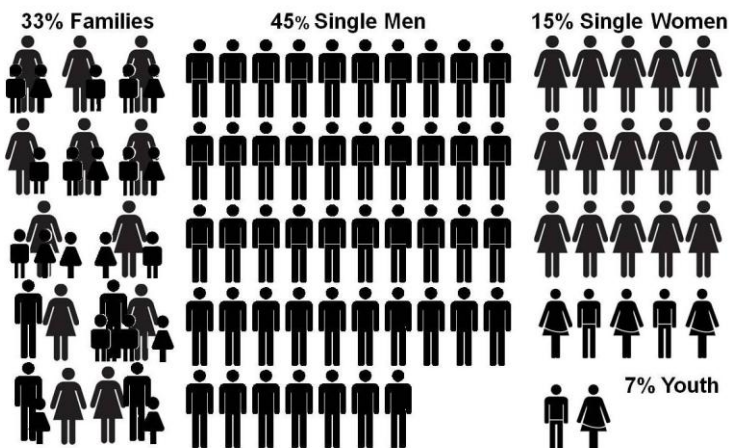
7-YEAR TREND

Number of Times Shelter Beds for Homeless People are Used and Average Stay, Ottawa 2004-2010



WHO ARE THE HOMELESS IN 2010?

If there were just 100 homeless people...



HOW DOES THE NUMBER OF HOMELESS PEOPLE COMPARE?


Each person represents 1000 people in 2010
(rounded to the nearest 1000)

Number of Individuals Staying in an Emergency Shelter (2010)	7,156 Average stay: 62 days	
Chateau Laurier (capacity 429 rooms x 2 individuals per room)	858	
NAC Southam Hall (capacity)	2,323	
New Homes/Condos (for purchase in Ottawa, building started in 2010)	6,446	
Civic Centre (capacity)	9,862	

What is Canada's Hidden Emergency?

*"We need to start changing our mindset and how we think about housing, how we talk about housing to our friends, our colleagues and our representatives in government...because progress in protecting and promoting the health of Canadians depends on action to promote healthy housing for all...we have a Canada Health Act, **now it is time for a Canada Housing Act.**"*

Dr. Stephen Hwang, keynote speaker,
2010 Research Forum of The Alliance to End Homelessness



Chronic Health Conditions of Homeless and Vulnerably Housed People

Toronto, Vancouver, Ottawa¹

33%	Arthritis
30%	Hepatitis B & C
23%	Asthma
18%	High Blood Pressure
18%	COPDS
8%	Diabetes
6%	HIV
6%	Cirrhosis
5%	Cancer
4%	Fetal Alcohol Syndrome

33%	reported they had trouble getting enough to eat
55%	had been to an Emergency Department at least once in the past year
25%	had been hospitalized at least once in the past year

In responding to the question of Canada's 'hidden' emergency, Dr. Hwang outlined the initial findings Health and Housing in Transition Study, *Housing Vulnerability and Health: Canada's Hidden Emergency*¹. Unfortunately, abject poverty is so visible today in our urban settings that no one could consider homelessness to be 'hidden' but there is an even greater number of individuals and households who do remain hidden.

These would be the "vulnerably housed" or households that spend more than 50% of their income on rent.

On any given night in Canada, there are 17,000 shelter beds available for the visibly homeless but there are also close to 400,000 additional people who remain 'hidden' as the 'vulnerably housed'.

After paying such a significant proportion of their income on rent, individuals are often left to make painful choices between basic necessities like food, transportation, school supplies or proper clothing. The risk of becoming homeless can be a constant threat and the actual health implications are stunning: people who are vulnerably housed face the same severe health problems as people who are homeless (see sidebar).

The solution to this hidden emergency is healthy housing that is affordable. Housing that is, as Dr. Hwang suggested, decent, good quality housing that, at a minimum, doesn't harm your health!

Dr. Stephen Hwang is a staff physician at St. Michael's Hospital in Toronto and Associate Professor, Department of Medicine and Director of the Division of General Internal Medicine, University of Toronto, and Research Scientist, Centre for Research on Inner City Health, St. Michael's Hospital in Toronto.

¹ *The Health and Housing in Transition (HHIT) study, a report of the Research Alliance for Canadian Homelessness Housing and Health (REACH3).*

Deprivation in Ottawa

In Ottawa, about 11% of the population experiences some level of material deprivation.

Half of these people are deprived of two or more items. *Renters are three times more likely to experience deprivation than owners.*

Tanya* is a single parent of two teenage daughters

Tanya was laid off two years ago and since then has worked only on short term contracts.

Single parents are more likely to go wanting for items on the *Ontario Deprivation Index (ODI)*** – 25% vs. 8% for a two-parent family.

With a salary below the Statistics Canada *Low Income Measure (LIM)*, it is a daily struggle for Tanya to provide her daughters with a good diet and other necessities of life.

She has been a client of the Housing Loss Prevention Network** when struggling with rent arrears. Like Tanya, 32% of Ontarians living under the LIM cannot access two or more of the ODI items.

* Not her real name

** Read more on the [Ontario Deprivation Index](http://www.dailybread.ca/learningcentre/documents/DevelopingaDeprivationIndexFINAL.pdf) at: <http://www.dailybread.ca/learningcentre/documents/DevelopingaDeprivationIndexFINAL.pdf>

*** Ottawa's [Housing Loss Prevention Network](#) is a group of six agencies working together to ensure at-risk people remain housed. In 2010, they worked with 2845 of the households that were among a total of 8,275 households helped in our community.

OTTAWA IS A CARING COMMUNITY:

Project Homeless Connect

One day last May, over 600 volunteers helped homeless people in central Ottawa connect with useful services and



resources such as donated clothing, a bike repair station, a photography portrait area, a pet care booth, and an eye care station.

Hosted by the University of Ottawa with Carleton University, Algonquin College, La Cité Collégiale, and Saint Paul University, the event was initiated by the United Way's Leadership Table on Homelessness.

Try Ontario's Deprivation Index

A 'deprivation index' is a list of items or activities considered necessary to have an adequate standard of living but which those who are poor are unlikely to be able to afford.

Tanya, our Ottawa single parent of two teenage daughters, responded...

	Do you eat fresh' fruit and vegetables every day?	No
	Are you able to get dental care if needed?	No
	Do you eat meat, fish or a vegetarian equivalent at least every other day?	No
	Are you able to replace or repair broken or damaged appliances such as a vacuum or a toaster?	No
	Do you have appropriate clothes for job interviews?	Yes
	Are you able to get around your community, either by having a car or by taking the bus or an equivalent mode of transportation?	Yes
	Are you able to have friends or family over for a meal at least once a month?	No
	Is your house or apartment free of pests, such as cockroaches?	Yes
	Are you able to buy some small gifts for family or friends at least once a year?	Yes
	Do you have a hobby or leisure activity?	No

How do
**YOUR answers
stack up?**

Deprived, not hopeless – neighbourhood perspective

“Living in a deprived neighbourhood may have the most negative health effects on poor individuals, possibly because they are more dependent on collective resources in the neighbourhood.”

Michael Marmot, Global leader in epidemiology and public health

10 HIGHEST PREVELANCE OF CHILDREN LIVING UNDER THE LOW INCOME CUT-OFF (LICO)

NEIGHBOURHOOD	PERCENT	WARD
Ledbury-HeronGate-Ridgemont-Elmwood		10, 16, 18
Elmwood	57.0%	
Bayshore	50.2%	7
Carlington	40.9%	16
Emerald Woods-Sawmill Creek	38.7%	10
Centretown	35.5%	14
Byward Market	34.7%	12
Lowertown	34.5%	12
Hawthorne Meadows-Sheffield Glen	33.4%	18
CFB Rockcliffe-NRC	32.2%	13
East Industrial	31.4%	10, 18
OTTAWA AVERAGE	17.0%	

Proportion of children under age 18 living in economic families with incomes below the LICO. LICOs are based on family size and degree of urbanization and indicate where people spend disproportionate amounts of their income on food, shelter, and clothing.

10 LOWEST AVERAGE HOUSEHOLD INCOMES

NEIGHBOURHOOD	INCOME	WARD
Ledbury-HeronGate-Ridgemont-Elmwood	\$41,538	10, 16, 18
West Centertown	\$46,177	14, 15, 17
Carlington	\$47,007	16
Vanier South	\$47,544	12
Vanier North	\$48,233	12
Hawthorne Meadows-Sheffield Glen	\$50,520	18
Lowertown	\$51,662	12
Britannia	\$51,882	7
Overbrook-McArthur	\$51,900	13
Sandy Hill-Ottawa East	\$52,826	12
OTTAWA AVERAGE	\$86,848	

A household is defined as a person or group of persons residing in a dwelling. Lack of economic resources is the leading factor in households experiencing precarious housing.

10 HIGHEST PERCENTAGE SPENDING 30% OR MORE OF INCOME ON HOUSING

NEIGHBOURHOOD	PERCENT	WARD
Ledbury-Heron Gate-Ridgemont-Elmwood	43.8%	10, 16, 18
West Centertown	41.8%	14, 15, 17
Bayshore	40.8%	7
Sandy Hill-Ottawa East	40.4%	12
Britannia	39.4%	7
Lowertown	38.1%	12
Vanier North	38.8%	12
Ottawa East	37.9%	17
Hintonburg-Mechanicsville	35.6%	15
Cummings	35.2%	11, 13
OTTAWA AVERAGE	24.0%	

Affordability problems occur if more than 30% of household income (in lower income families) must be spent on housing costs. This means adequate funds may not be available for other necessities such as food and transportation.

Deprivation exists in many neighbourhoods across Ottawa

“Deprivation hot spots” (see map) are characterized by increasing disparities in low incomes, a higher percentage of unaffordable and overcrowded homes, and high numbers of children living in poverty.

In Ledbury-Heron Gate-Ridgemont-Elmwood, 2,308 (57%) children live below the LICO. The physical, mental and social well-being of these children is at risk because the households spend a disproportionate amount of income (close to 45%) on shelter costs.

Ledbury Resources aim at improving children’s outcomes:

Better Beginnings, Better Future South East Ottawa

- Offers free programs for pregnant women and caregivers with young children.
- It approaches to improving children's health consider a child's family, neighbourhood, and community.
- Reproductive health in Ledbury now ranks well compared to similar neighbourhoods.

Banff Avenue Community House

- Assists families working to escape poverty and homelessness.
- Provides common ground for families living in isolation.
- Focuses on recreation, education, and social support.

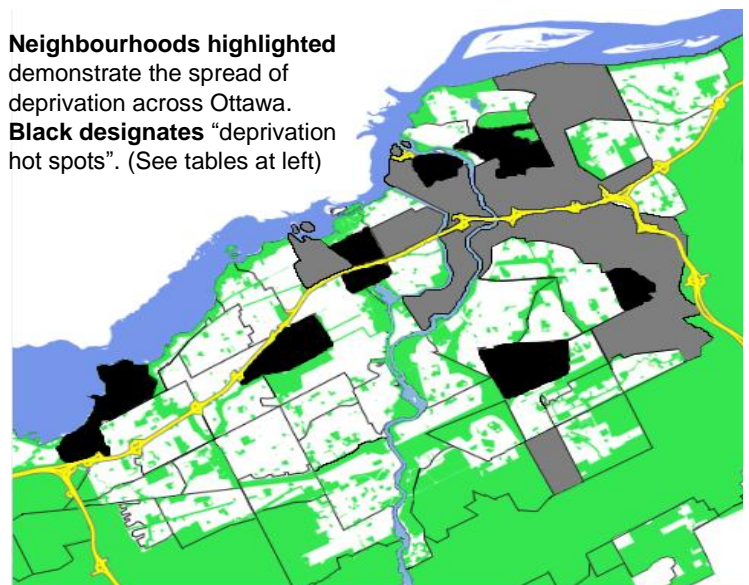
No Community Left Behind Initiative

- Targets neighbourhood crime and social determinants of health.
- Created an Integrated Service Providers Network (e.g. community developers, community police officers, health care workers) in collaboration with residents to address concerns at the neighbourhood level.

Neighbourhoods highlighted

demonstrate the spread of deprivation across Ottawa.

Black designates “deprivation hot spots”. (See tables at left)



Sources: www.neighbourhoodstudy.ca & www.statcan.gc.ca

Place matters: photovoice in Ottawa

"Place is important because of the impact of local service delivery, community design and social infrastructure upon physical health and emotional well-being." Ottawa's Poverty Reduction Strategy

WHAT IS PHOTOVOICE?

It's a way for people to voice what's important to them through photos and texts. Several photovoice projects took place in Ottawa in 2010, including: **"My Neighbourhood, My Voice"** (People of all ages took pictures of their own neighbourhoods) and **"Open Windows"** (14 supportive housing tenants took photos their community).

NINE RESIDENTS IN CORNERSTONE'S SUPPORTIVE HOUSING FOR WOMEN took part in an exciting photovoice project during the summer of 2010.*

Looking at their neighbourhood with new eyes, they took photographs of places that influence their health and quality of life. The purpose of the project was to consider how a neighbourhood in which affordable housing is situated could be more supportive and healthy, e.g. by being within walking distance of green space and local services such as a grocery store or Community Health Centre.

* Supported by a grant from the Research Alliance for Canadian Homelessness, Housing & Health (REACH3).

THESE PHOTOGRAPHS AND CAPTIONS WERE CREATED BY CORNERSTONE PARTICIPANTS



"I would like to see more murals downtown to balance out the graffiti. It takes many helping hands to clean up graffiti."



"Bike lanes make the people who use them healthy and safe. I'd like to see bike paths on every street."



"I love this park because it is close to where I live and people are always walking their dogs here."



"I took this picture of the park because it shows the beauty of the park without all of the use of drugs and alcohol that takes place there."



"I took this photo of the chess table in the park because it symbolizes people communicating together. In chess, you're moving different spaces in your life too."



"This is a garden down the street from where I live. It is tended to all year long and is a great sight from the park and beyond."

NEW HOUSING – *it makes all the difference* – whether

“Finally, a place where I can rest my head, feel safe and supported, and be with my thoughts.” Connie



Brigid's Place

Brigid's Place is the first low barrier harm reduction housing in Ottawa. It provides a home to eleven women who, due to their housing history and complex needs, are least likely to be housed elsewhere. Brigid's Place success is based on creating a warm, accepting community where women who struggle for survival have an opportunity to recreate their lives.



“At the Oaks I am a man who can think, concentrate, focus, make plans for the future, reflect on the past and myself.” Bill T.

The Oaks

The City, Provincial and Federal governments provided \$6.0 million to the **Shepherds of Good Hope** to buy and renovate 2 buildings on Merivale Road. In the spirit of true innovation, funding from the City, the Champlain LHIN (MOHLTC) and donors combined to allow Shepherds of Good Hope, Ottawa Inner City Health and the Canadian Mental Health Association to provide intensive supports to 55 people. Since early in 2010, the Oaks has welcomed visitors from all over the world wanting to learn about this successful model of care which is anchored in the principles of harm reduction and recovery.

“This is the first gift I have ever received in my lifetime. I am going to remember this for the rest of my life.” 20-year old youth



War Trauma, Refugee Issues

The new Tenant Resource Worker at the **Youth Service Bureau** helps young tenants maintain their housing so that they can go to school and/or work. The youth encounter cultural barriers and benefit from parenting and addictions supports. At Christmas, each household receives gifts and a turkey basket and children receive presents.



Beaver Barracks **PHASE 1 – DONE!**

Centretown Citizens Ottawa Corporation (CCOC) completed Phase 1 in 2010. The new 'green' apartments at Metcalfe and Argyle Streets are a **mix** of bachelor, one-bedroom, two-bedroom, three-bedroom and townhouse units. 19 units are wheelchair-accessible. 40% are rent-geared-to-income units, 20% are below-market-rent subsidies and 40% are average Centretown market rents. Thirty-two are units with supports provided by supportive housing agencies. More at: www.beaverbarracks.ca

it's affordable on low incomes or comes with supports




"The clean and safe environment and services available assist in keeping me focused on my immediate goals." Eric L

Men working or in training while homeless

The Salvation Army has 30 Special Circumstances beds on the 4th floor for those who need bed rest, have old age/health issues or are working. The working clients sign a 3 month contract enabling them to save all their earnings, saving first and last months' rent, while working with a Housing Support Worker to secure housing.

"The best part about having my own apartment is being on my own and having my two cats. I feel happier and have the support of my workers."

Melissa, 26



Supports in Social Housing

The City-funded "Supports in Social Housing" (SSH) program provides social support and case management via housing providers to 100 adults who were previously chronically homeless. The program focuses not only on supporting the individual but also on helping them learn the skills to be good tenants and neighbors.



Presland doors are opening

Large units for families with more than one child

Some of the 64 newly renovated townhouses at 333 Presland Road were ready for families in December 2010. This project by **Ottawa Community Immigrant Services Organization (OCISO)** will have 44 three-bedroom units and at least 12 four-bedroom units.

"Living here has helped me be proud of myself. I'm learning how to take care of myself and am taking steps closer to really being ready to live on my own." 17-year old



Summerville Supportive Housing

17 young women out of over 45 applications moved into this supportive housing in the first year (2010). **John Howard Society of Ottawa** built this supportive housing specifically for young women who are homeless or unstably housed with capital support from the City of Ottawa. The young women benefit from on-site supports to assist them in achieving their personal, social, vocational and educational goals.

psst... Homelessness can happen to you or someone you know

I'm a 17 year-old girl and it's not safe for me to stay with my parents...

I'm a 38 year-old single mom with two children and I really want them to succeed...

I'm 45 years old and left a war torn country to rebuild my life in Canada where I feel safe ...

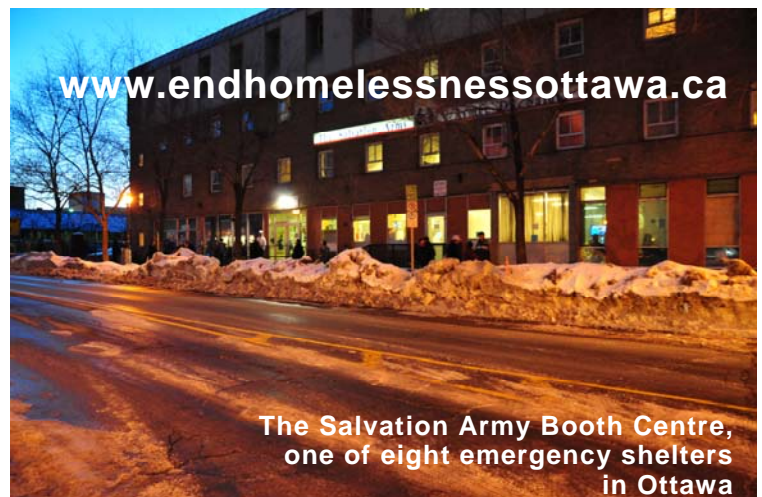
I'm a 55 year-old man and lost my job in the recession like countless others. I can no longer afford my mortgage payments...

I'm 73 years old and since my husband died I can no longer afford my home...

Can I ask you for a favour?

Would you be willing to give us a hand by...

- ✓ **TELLING YOUR FRIENDS**, neighbours, and colleagues about my story?
- ✓ **JOINING OTHERS WHO CARE** on Facebook and Twitter?
- ✓ **CALLING A POLITICIAN**, any one of them, and telling them how much ending homelessness matters to you?
- ✓ **READING MORE ABOUT** how safe and stable housing makes a real difference in countless lives?
- ✓ **DONATING** to the Alliance to End Homelessness so that they can continue to tell my story to the world? (non tax receipted)
- ✓ **VOTING** for housing during each and every election?
- ✓ **UNDERSTANDING** that there is a plan to end homelessness? All it takes is you...



7,156 HOMELESS INDIVIDUALS IN SHELTERS IN 2010

Ending homelessness... can't happen without you!

Facebook: search Alliance to End Homelessness Ottawa. **Twitter:** @endhomelessOTT