

The background of the cover is a photograph of a police officer in a tactical helmet and uniform, viewed from the side. The officer is looking out of a vehicle's window at a city skyline at night, with lights reflecting on the water. The officer's helmet has the word "ALPHA" on it. The dashboard of the vehicle is visible, showing various gauges and a digital display. The overall color scheme is dominated by blues, oranges, and yellows. There are decorative elements: a grid of blue and white squares at the top left, a grid of white and black squares at the top right, and a grid of blue and white squares at the bottom. There are also concentric circles with a yellow dot in the upper left and a blue dot in the lower right.

EDMONTON POLICE COMMISSION
AND EDMONTON POLICE SERVICE

2010 ANNUAL POLICING PLAN

Report Card




On behalf of the Edmonton Police Commission and the Edmonton Police Service, we are proud to present the 2010 Annual Policing Plan Report Card. This document outlines how we performed on the goals and initiatives set for 2010, and highlights our plans for 2011.


We are pleased to report an unprecedented 18 per cent reduction in crime in the eight crime indicators, which translates into at least 5,700 fewer crimes committed. Homicide detectives solved the majority of murders committed over the year, resulting in a clearance rate of 86 per cent. The EPS also met its goal to arrive at priority-one calls within seven minutes at least 80 per cent of the time.

We would like to take this opportunity to thank you for your support in 2010, which has helped us to continue to achieve our vision of *a safe, vibrant city, achieved in partnership through innovative, responsible community policing.*

Arlene Yakeley
Chair, Edmonton Police Commission

David Korol
A/Chief of Police





MEETS OR EXCEEDS THE PERFORMANCE MEASURE

CRIME REDUCTION

2010 Target: Crime reduction of 4% in the eight crime indicators

2010 Results: 18.2% reduction in the eight crime indicators

Policing activities contributed to an unprecedented reduction in crime. There were 5,700 less incidents of crime (in the eight crime indicators) in 2010 compared to 2009.

POLICE RESPONSE TIMES TO A FIXED LOCATION

2010 Target: Police will arrive safely at priority-one calls within 7 minutes, at least 80% of the time

2010 Results: Policed arrived within 7 minutes 80.5% of the time

Response times have steadily improved as a result of the focused efforts of patrol constables, on-street supervisors and call dispatchers. EPS met the target by dispatching priority-one calls in a timely manner, ensuring that police are equitably dispersed throughout the city, and maintaining appropriate staffing levels at all times.

PUBLIC COMPLAINTS

2010 Target: 5% reduction in complaints

2010 Results: 14% reduction in complaints

Reasonable Officer Response training emphasizes professionalism. In the second half of 2010, a 50% reduction in use of force complaints resulted in substantially fewer public complaints.

CLEARANCE RATES

2010 Target: 5% increase over the previous year

2010 Results: 5.6% increase over the previous year

A crime is considered cleared (or solved) when a suspect is identified, an accused person is charged, or a warrant is issued for arrest. In 2010, 37.3% of all reported crimes were cleared. Note: clearance rates were only available up to the end of the third quarter at the time of printing.

TRAFFIC FATALITIES

2010 Target: 10% reduction in fatalities

2010 Results: 13.8% reduction in fatalities

SERIOUS INJURY COLLISIONS

2010 Target: 10% reduction in collisions

2010 Results: 13% reduction in collisions

INJURY COLLISIONS

2010 Target: 10% reduction in collisions

2010 Results: 17.9% reduction in collisions

Effective use of speed enforcement campaigns and automated enforcement (photo radar) contributed to a reduction in motor vehicle fatalities, serious injury collisions and injury collisions on Edmonton streets.



INTEGRATED CORRIDOR SAFETY PROGRAM – TARGETED ENFORCEMENT

2010 Target: 5% increase in enforcement

2010 Results: 74.1% increase in enforcement

Enforcement increased through the use of automated enforcement, including the 'Speed on Green' program, in the targeted corridors.

OPERATION 24 HOURS - ENFORCEMENT

2010 Target: 5% increase in enforcement

2010 Results: 11.9% increase in enforcement


With a focus on enforcement activities over 24 hours – including automated enforcement – more speeding violations, seatbelt infractions and other traffic violations were recorded. A total of eight operations were conducted in 2010.

CURB THE DANGER

2010 Target: Average 700 calls per month

2010 Results: Average 769 calls per month

The EPS responded to 9,229 reports of suspected impaired drivers in 2010. 31% of intercepted vehicles identified through this program resulted in impaired driving charges.



MEETS OR EXCEEDS THE PERFORMANCE MEASURE

POLICE DISPATCH 9-1-1 REDUCTION IN ABANDONED CALLS

2010 Target: 5% reduction in abandoned calls	2010 Results: 6.7% reduction in abandoned calls
-----------------------------------------------------	--------------------------------------------------------

Police dispatchers seek to answer calls as quickly as possible. When a caller hangs up before being connected to dispatch, the call is recorded as 'abandoned'. In 2011, this goal will be revised to measure the 'Average Speed of Answer'.

POLICE DISPATCH 9-1-1 PRIORITY TWO CALLS

2010 Target: Priority two calls dispatched in under five minutes, 90% of the Time	2010 Results: Achieved 98.4% of time
------------------------------------------------------------------------------------------	---------------------------------------------

POLICE DISPATCH 9-1-1 PRIORITY THREE CALLS

2010 Target: Priority three calls dispatched in under 10 minutes, 90% of the Time	2010 Results: Achieved 98% of time
------------------------------------------------------------------------------------------	-------------------------------------------

The introduction of a new software system has assisted in improving dispatch times, and the introduction of cross dispatching sees the closest car responding to the call.

EMERGENCY PREPAREDNESS

2010 Target: Creation of a 'Continuity of Operations Plan'	2010 Results: Plan created
-------------------------------------------------------------------	-----------------------------------

EPS emergency preparedness plan now in place.

REPORT A DRUG HOUSE PROGRAM

2010 Target: 10% increase in resolutions	2010 Results: 57.2% increase in resolutions
-------------------------------------------------	----------------------------------------------------

This program enables residents to report suspected drug houses and work with police to eliminate threats to community safety. Report A Drug House received 106 new intake files in 2010.

CRIME FREE MULTI-HOUSING PROGRAM

2010 Target: 10% increase in audits	2010 Results: 37.3% increase in audits
--------------------------------------------	-----------------------------------------------

Inspections and safety audits help apartment owners, managers, residents and police work together to keep illegal activity and disorderly behaviour out of high-density residential properties. The 2010 target was exceeded with the support of two dedicated constables and civilian support staff.



GANG AND DRUG ENFORCEMENT

2010 Target: Maintain charge numbers in arrests, charges, warrants, search warrants, and firearms	2010 Results: Charge numbers maintained
----------------------------------------------------------------------------------------------------------	------------------------------------------------

2010 was a successful year due to the completion of a number of operations aimed at reducing and eliminating drug operations.

POLICE AND CRISIS TEAM (PACT)

2010 Target: 5% increase in interventions	2010 Results: 9.4% increase in interventions
--------------------------------------------------	-----------------------------------------------------

PACT provides on-site assessments and intervention for people in crisis, and who are often dealing with psychiatric issues. In 2010, Police and Crisis Teams were involved in 100 more interventions.

INVESTIGATIVE SKILLS EDUCATION PROGRAM

2010 Target: Introduce ISEP level 300 Course	2010 Results: Course established
-----------------------------------------------------	-----------------------------------------

Training courses were established in partnership with a provincial committee to enhance the investigative skills of police officers.



PARTIAL SUCCESS IN MEETING THE PERFORMANCE MEASURE

PROACTIVE POLICING TIME

2010 Target: 25% of officer patrol time spent on proactive work

2010 Results: 19.1% officer patrol time spent on proactive work

The community policing model encourages all police officers to incorporate proactive time (crime prevention and awareness) into their daily activities.



BEAT OFFICER PROGRAM

2010 Target: Implement new training program

2010 Results: Program designed but not implemented

In 2010, the Beat Officer Program presented a number of recommendations regarding the redeployment of beat officers. One recommendation was to develop a Beat Course for new and aspiring beat officers. Discussions identified the need to develop a list of required skill sets and pending a review of the capacity in the training section, the Beat Officer Program will be implemented in 2011.

NEIGHBOURHOOD EMPOWERMENT TEAMS

2010 Target: Reduce calls for service in 18 NET areas by 4%

2010 Results: Majority, but not all areas achieved this target

NET is assigned to 'at risk' communities, as determined by crime statistics. When NET enters a community, there is increased police presence and visibility. This often triggers more citizen concerns and neighbourhood safety complaints.

In 2010, not all NET areas achieved the 4% reduction in calls for police service.

POLICE DISPATCH 9-1-1 PRIORITY 1 CALLS DISPATCHED IN UNDER 2 MINUTES

2010 Target: Priority one calls dispatched in under 2 minutes, 90% of the time

2010 Results: Achieved 86.6% of the time

The introduction of a new software system has assisted in improving dispatch times, and the introduction of cross dispatching sees the closest car responding to the call.

VICTIM SERVICES

2010 Target: 10% increase in call backs

2010 Results: 2.8% decrease in call backs

Despite an overall decrease in victim services call backs, the last half of the year saw a significant increase due to better guidelines and full staffing in the victim services unit.

CRIME SCENES INVESTIGATION

2010 Target: 10% increase in crime scene response

2010 Results: 5.5% increase in crime scene response

CSI attended more calls in 2010 than the previous year, and as a result of better call evaluation, was able to significantly increase DNA hits and fingerprint individualizations.




SEXUAL ASSAULT INVESTIGATIONS

2010 Target: 5% decrease in Alcohol Facilitated Sexual Assaults

2010 Results: Did not achieve the target. Data collection method changed mid 2010.

After identifying an upward trend in alcohol-facilitated sexual assaults amongst 18 – 24 year olds, the EPS partnered with community groups and implemented a public advertising campaign. Several other jurisdictions have adopted this campaign. Measurement is ongoing.



NOT MEETING THE PERFORMANCE MEASURE

CHECK STOP – INCREASE CHECKED VEHICLES

2010 Target: 5% increase
in checked vehicles

2010 Results: 9.9%
reduction in checked
vehicles

While the total number of vehicles checked decreased, there was a 13.4% increase in impaired drivers captured through the Check Stop program. The time it requires to process impaired drivers has a direct impact on the number of officers available to check individual vehicles.

CHIEF'S ADVISORY COUNCIL

2010 Target: Create three
more committees

2010 Results: Stayed at
nine committees

In 2010, the focus was on strengthening the existing nine community liaison committees instead of expanding to twelve.

STRATEGIC TRAFFIC ENFORCEMENT PLAN – ENFORCEMENT

2010 Target: 5% increase
in enforcement

2010 Results: 3.8%
reduction in enforcement

Overtime is often used to facilitate Strategic Traffic Enforcement. Fewer overtime shifts in 2010 resulted in less enforcement. In addition, a number of complex fatal collisions forced traffic resources to be redirected.

NOISY VEHICLE STRATEGY – INCREASE ENFORCEMENT

2010 Target: 5% increase
in enforcement

2010 Results: 27.5%
reduction in enforcement

As 2010 was the second year of the Excessive Noise Program, a high number of citizens were in compliance with the program and fewer violations were handed out.



LOOKING FORWARD

2011 ANNUAL POLICING PLAN

Each year, the EPS identifies and undertakes to help realize goals outlined in the current strategic business plan. Goals of the 2009 – 2011 Edmonton Police Strategic Business Plan include:

1. Reduce crime and victimization
2. A model of efficiency and effectiveness
3. A citizen-centred police service.

Specific initiatives planned to attain these goals are captured in the 2011 Annual Policing Plan. The plan highlights 24 operational initiatives that will be monitored and measured on a quarterly basis. The results will be reported to the Commission.

Some of the initiatives the EPS will undertake to meet its goals for 2011 include:

Crime Reduction – further suppress crime and reduce victimization in the eight crime indicators by 4%. The eight crime indicators include: assault, homicide, robbery, sexual assault, break and enter, theft from vehicle, theft of vehicle, and theft over \$5000.

Crime Scene Investigations (CSI) – increase suspect identification by 10% through the collection of DNA and the development of latent fingerprints.

Neighbourhood Empowerment Teams – by the end of 2011, reduce calls for police service relating to crime, disorder and victimization by 4% at identified locations.

Public Complaints – reduce public complaints by 5% over 2010 baseline by continuing to focus on professionalism and training members in Reasonable Officer Response and de-escalation skills.

Traffic Safety Initiatives:

Operation 24 Hours – conduct eight operations in 2011 with a 5% increase in enforcement over 2010 baseline.

Strategic Traffic Enforcement Program – increase enforcement activities by 2% over 2010 baseline.

Integrated Corridor Safety Program – reduce fatal, serious injury and injury collisions by 5% and increase enforcement by 2% over 2010 baseline.

Check Stop – maintain the number of vehicles checked compared to 2010.

Noisy Vehicle Strategy – reduce excessive vehicle noise through a 5% increase in enforcement over 2010 baseline.

To view the complete 2011 Edmonton Police Service *Annual Policing Plan – Public Highlights* please visit www.edmontonpolice.ca.

